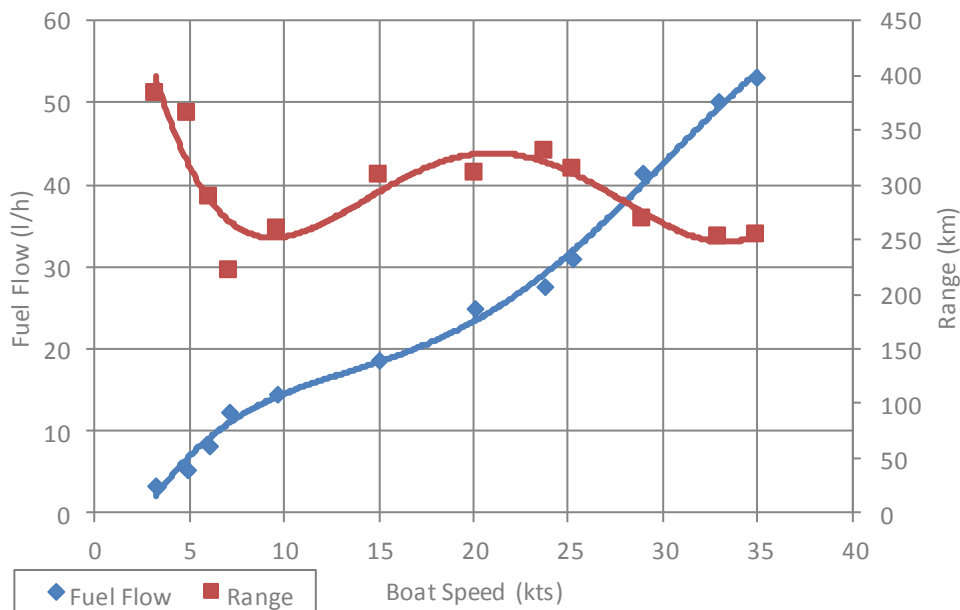
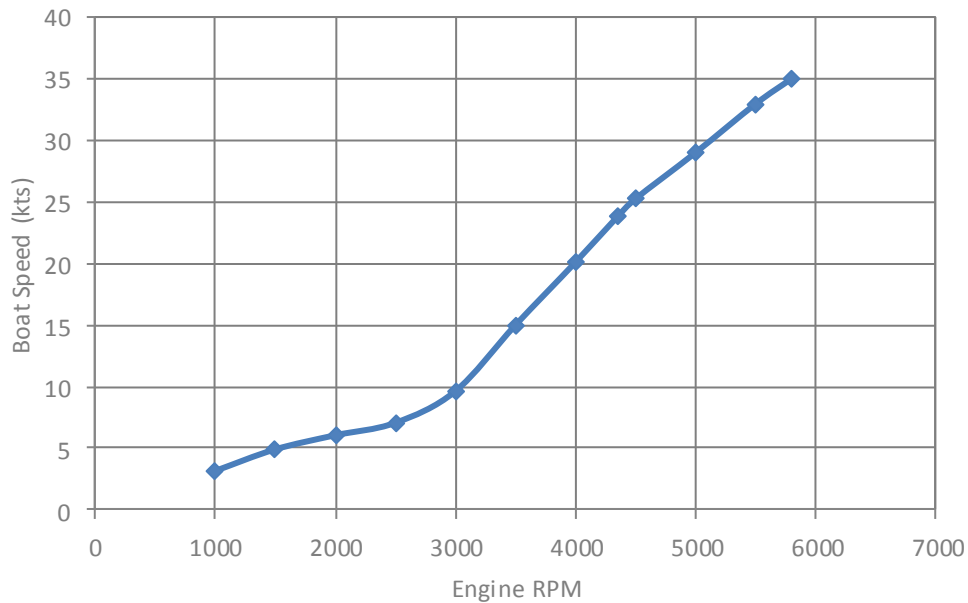


Model Uttern S65  
 Engine(s) Mercury 150 Four Stroke XL  
 HP / kW 150 / 110  
 Gear Ratio 1.92:1  
 Propeller Enertia 15.3 x 15 x 3 BL SS  
 Propeller PN 898990A46

RPM	Speed (kts)	Fuel Flow (l/h)	Range (km)
1000	3.2	3.2	383
1500	5.0	5.2	365
2000	6.1	8.1	289
2500	7.1	12.3	221
3000	9.7	14.3	259
3500	15.0	18.6	309
4000	20.1	24.9	309
4350	23.8	27.6	331
4500	25.3	30.9	313
5000	29.0	41.4	269
5500	33.0	50.2	252
5800	35.0	53.0	253

Boat performance estimated

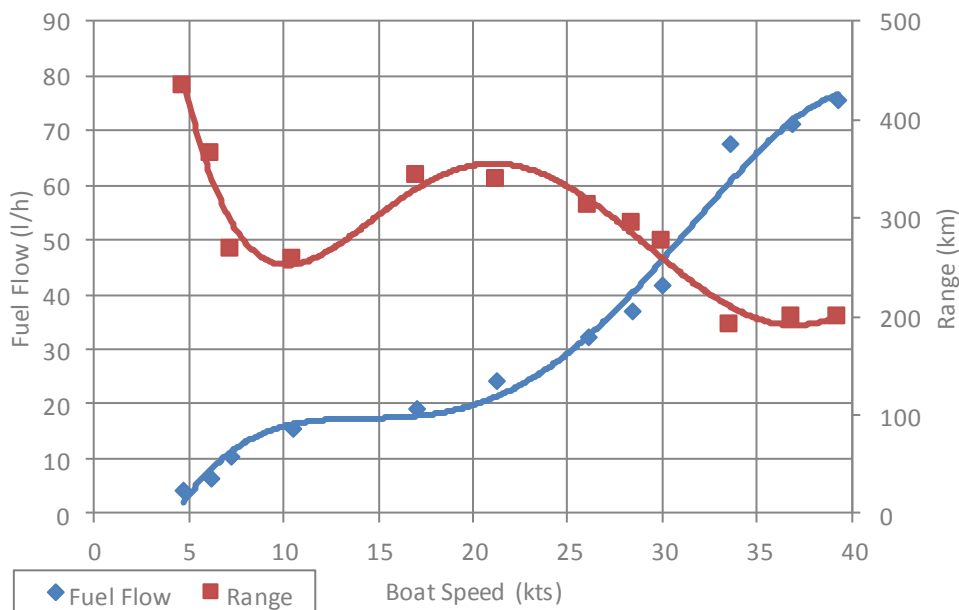
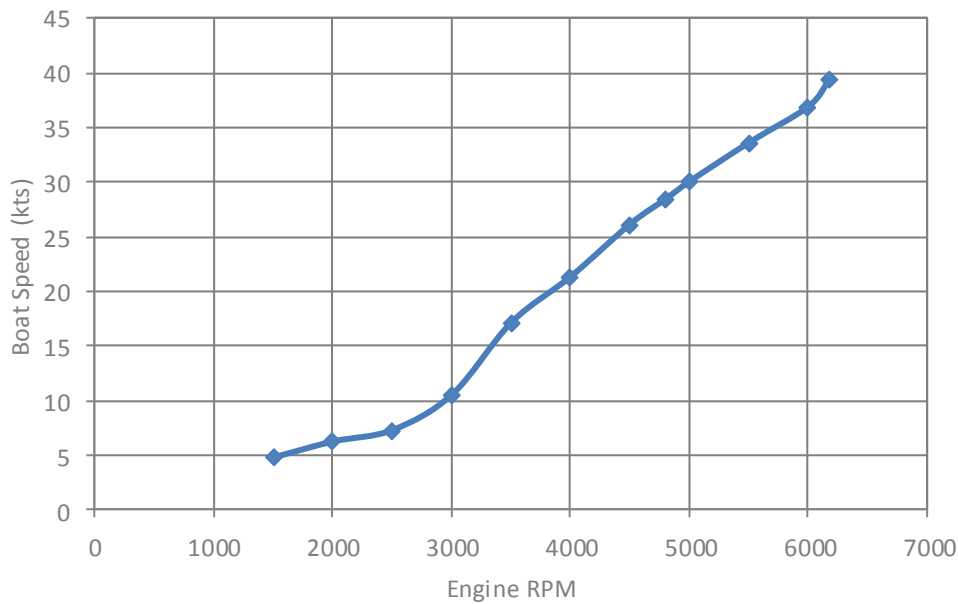


Performance data provided for a boat in light load condition. Light load condition consists of a boat with typical options, full fuel, safety gear, and 2 people. Cruise speed based off of 75% maximum RPM. Cruise range is based on cruise speed, with 10% fuel reserve. The information is provided as a comparison guide and is to show relative performance between different engine options. A specific boat's performance will be affected by water and weather conditions, altitude, condition of the boat, actual load, and engine or propeller condition. Uttern makes no guarantee that this performance will be repeated on this boat at a later date, or at any time on a similarly equipped boat.

Model Uttern S65  
 Engine(s) Mercury 200 Verado XL  
 HP / kW 200 / 147  
 Gear Ratio 2.08:1  
 Propeller Enertia 15 x 17 x 3 BL SS  
 Propeller PN 898994A46

Dry Weight 1565 kg  
 Test Weight 1951 kg

RPM	Speed (kts)	Fuel Flow (l/h)	Range (km)
1500	4.8	4.2	434
2000	6.2	6.5	366
2500	7.3	10.4	267
3000	10.5	15.6	258
3500	17.1	19.1	343
4000	21.3	24.1	339
4500	26.1	32.1	312
4800	28.4	36.9	295
5000	30.0	41.8	275
5500	33.6	67.5	191
6000	36.9	71.2	198
6175	39.3	75.5	200



Performance data provided for a boat in light load condition. Light load condition consists of a boat with typical options, full fuel, safety gear, and 2 people. Cruise speed based off of 75% maximum RPM. Cruise range is based on cruise speed, with 10% fuel reserve. The information is provided as a comparison guide and is to show relative performance between different engine options. A specific boat's performance will be affected by water and weather conditions, altitude, condition of the boat, actual load, and engine or propeller condition. Uttern makes no guarantee that this performance will be repeated on this boat at a later date, or at any time on a similarly equipped boat.